



volaris

Print your boarding pass online and choose your preferred seat without any additional charge

And here's how you can do it...

If you print your boarding pass online, you also have the option of selecting your seat. You may do so within 72 and 2 hours before the departure of your flight at volaris.com.mx. This way, you may go directly to the gate if you are not checking-in baggage or if all you have is carry-on baggage. Follow the next steps to print your boarding pass online:

STEP 1



Go to volaris.com.mx and in the Homepage select the **ONLINE CHECK-IN** option.

Type in your flight confirmation code. This is the code you received with the confirmation of your itinerary at the time you purchased your ticket. The code is made up of six alphanumeric characters (For ex., **A1B2C3**).

Next, enter the **email address** you used to register your flight and select the **Print your boarding pass** button.




volaris


volaris  [Español](#) | [Contact us](#)  | [Login](#)


[Where we Fly](#) | [Travel Tools](#) | [Services](#) | [About Volaris](#)


[FLIGHT ONLY](#) | [FLIGHT + HOTEL](#) | **ONLINE CHECK-IN** | [REGISTER](#) | [CHANGES](#) | [VOLARIS SHUTTLE](#)


- Country of Purchase - 

Round Trip One way

-----From----- 

-----To----- 

November 20, 2009 

November 27, 2009 

Adults: 1 Child (2-11 years): 0 Infant (0-23 months): 0

[Search](#)


Volaris Promo Code [Activate](#)



Web Check-in

Check-in, with or without luggage and select your seat with no additional charges. Print it here within 72 and 2 hours before your flight. Applies only to flights within Mexico. [More Information](#)

Confirmation code * * Contact email * *


* Required [Print your boarding pass](#)

If you don't have the Contact's Email, we will give you another option to make your Web Check-in. 


volaris  [Español](#) | [Contact us](#)  | [Login](#)


[Where we Fly](#) | [Travel Tools](#) | [Services](#) | [About Volaris](#)


[FLIGHT ONLY](#) | [FLIGHT + HOTEL](#) | **ONLINE CHECK-IN** | [REGISTER](#) | [CHANGES](#) | [VOLARIS SHUTTLE](#)


- Country of Purchase - 

Round Trip One way

-----From----- 

-----To----- 

November 20, 2009 

November 27, 2009 

Adults: 1 Child (2-11 years): 0 Infant (0-23 months): 0

[Search](#)


Volaris Promo Code [Activate](#)

Web Check-in

Check-in, with or without luggage and select your seat with no additional charges. Print it here within 72 and 2 hours before your flight. Applies only to flights within Mexico. [More Information](#)

Confirmation code * * Passenger first name * * Passenger last name * *

* Required [Print your boarding pass](#)

If you do have the Contact's Email, we will give you another option to make your Web Check-in. 

Select the boarding pass you want to print (departure and/or return). Note that if your return trip takes place within the following 72 hours, you will be able to print the boarding pass for that trip as well.



volaris

STEP 3

Answer the security questions.

Web Check-in

To continue you must complete the following 3 steps.

1 Confirm Flight Details

▶ Please answer these questions before using Web Check-in:


YES NO

- Have you packed your bags yourself?
- Are you aware of all the contents in your bag?
- Have you left it unattended in a public area?
- Do you have anything sharp in your carry-on?


Select your seats.

We remind you that **you can travel even more comfortably and with more legroom if you secure a seat in the emergency exit rows.**

2 Travelers to Check-in

 Mr. Alfredo Diaz ▶ Y4 130
TLC - CUN

check in

 Alfredo Diaz ▶ Y4 130
TLC-CUN
Seat 10A

Select Seat(s)

Press the "Select Seat(s)" button to continue the Web Check-in process.

Once you have paid for a seat with extra legroom, located next to emergency exit, you can't select a seat on another row. Charges made for this service are not refundable.



volaris

Travel Seat

Alfredo Diaz TLC - CUN **10A**

PREFERRED SEATING
Choose your seat and travel the way YOU like to, reserving it for as little as \$20 pesos if you make your purchase more than 72 hours in advance. And if you print your boarding pass Online between 72 and 2 hours before your flight you can choose your seat free of cost.

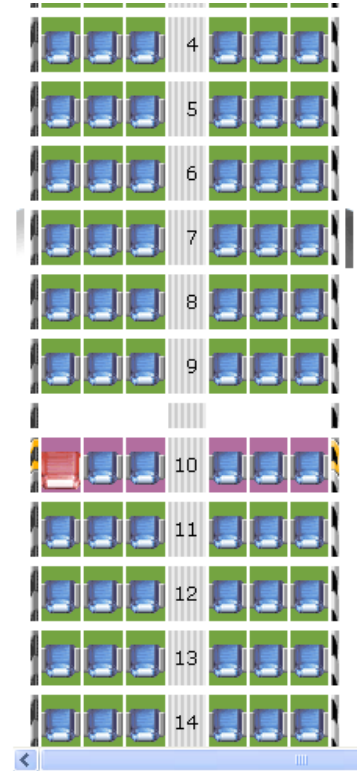
REQUIREMENTS FOR SEATS NEXT TO EMERGENCY EXIT
Customers seating in an emergency exit row should be able to assist the crew in case of an emergency evacuation.

These seats cannot be assigned to:

- customers traveling with infants.
- unaccompanied minors.
- customers under 17 years old.
- pregnant women.
- handicapped customers.
- customers with restrictions to understand the Spanish language.
- customers unable to assist the crew in case of evacuation of the aircraft.
- customers with visual, hearing, vocal or mental disabilities.
- customers with movement restrictions or reduced mobility.
- customers with overweight.

I accept terms and conditions.

Assign



Once you select your seat by clicking on the virtual map, your seat will be shown as a number and letter to help you locate it on the flight. If you selected a seat in the emergency exit rows we ask that you read the restrictions and accept the **terms and conditions** for traveling in these rows and select the **Assign** button.

STEP 4

Confirm that you have read and accept the **Security Policies** and select the **Next Step** button.

3 Security Information

Aviation security is extremely important for your safety.
As you prepare to depart on your trip, please keep these things in mind.

- Do not accept any items to carry on the flight from persons that you do not know.
- Do not accept items to carry on the flight if you do not know what the contents are.
- Keep your personal belongings in your control at all times to prevent something from being added to them without your knowledge.
- Pregnant women won't be allowed to seat on emergency exit's row. Besides they must fast their seat belt around the hip.

For the safety of yourself and your fellow passengers, please contact an airline agent prior to boarding your flight if you have any questions about the items that you will be carrying on the aircraft.

Yes, I have read and i understand the security politics.

Next step



volaris

STEP 5

Please review and confirm your online check-in and select **Print your Boarding Pass** to continue. **If you need to make any modifications or cancel the printing process, just select the **Cancel** option.**

Confirm Check-in

▶ If you choose the confirm this transaction, you and/or passengers in your party will be checked in for your flight(s).

- ✔ If you will use our Shuttle service, you must be in the Santa Fe terminal 2 hours before departure flight.
- ✔ If you will Check-in your luggage you must be at airport counter 45 minutes before your flight departure.
- ✔ Please, be at the Boarding Gate 30 minutes before departure flight.

Printing Hints

▶ The next page will display boarding passes for each passenger across all flights in the trip.

Each passenger must present their own boarding pass, for the correct flight, at the airport security checkpoint and departure gate. Please print all boarding passes on your printer and bring them to the airport. When printing, please use:

- ✔ 8.5 x 11 inch white paper.
- ✔ Highest quality print feature.
- ✔ Black and white or gray-scale print feature.

ⓘ Once you confirm this Check-in process, if you travel plans change you **MUST CONTACT US** prior to flight departure in order to retain the value of your ticket.

Cancel

Print your Boarding Pass 

A screen will appear with your **boarding pass**. **Print it and you are ready to go!** Take this print out with you to the airport on the day of your trip. If you are checking in baggage, show your boarding pass at the Volaris counters along with an official ID. If you are not checking in any bags, or if you are traveling with only carry-on baggage, you may go directly to the boarding gate. **We recommend you review our **Baggage Policies** at volaris.com.mx prior to your departure.**

To print your boarding pass, please visit volaris.com.mx.